

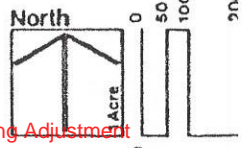


Foxh Crescent

Rozansky & Kay Construction

DEVELOPMENT TEAM
 Arthur Cotton Moore Associates
 Architects/Planners
 ED&W inc.
 Environmental Planners/Landscape Architects
 Bernard F. Locraft
 Civil Engineers
 Stephen G. Petersen
 Traffic Planner/Engineer

ENVIRONMENTAL ASSESSMENT
 ED&W inc.



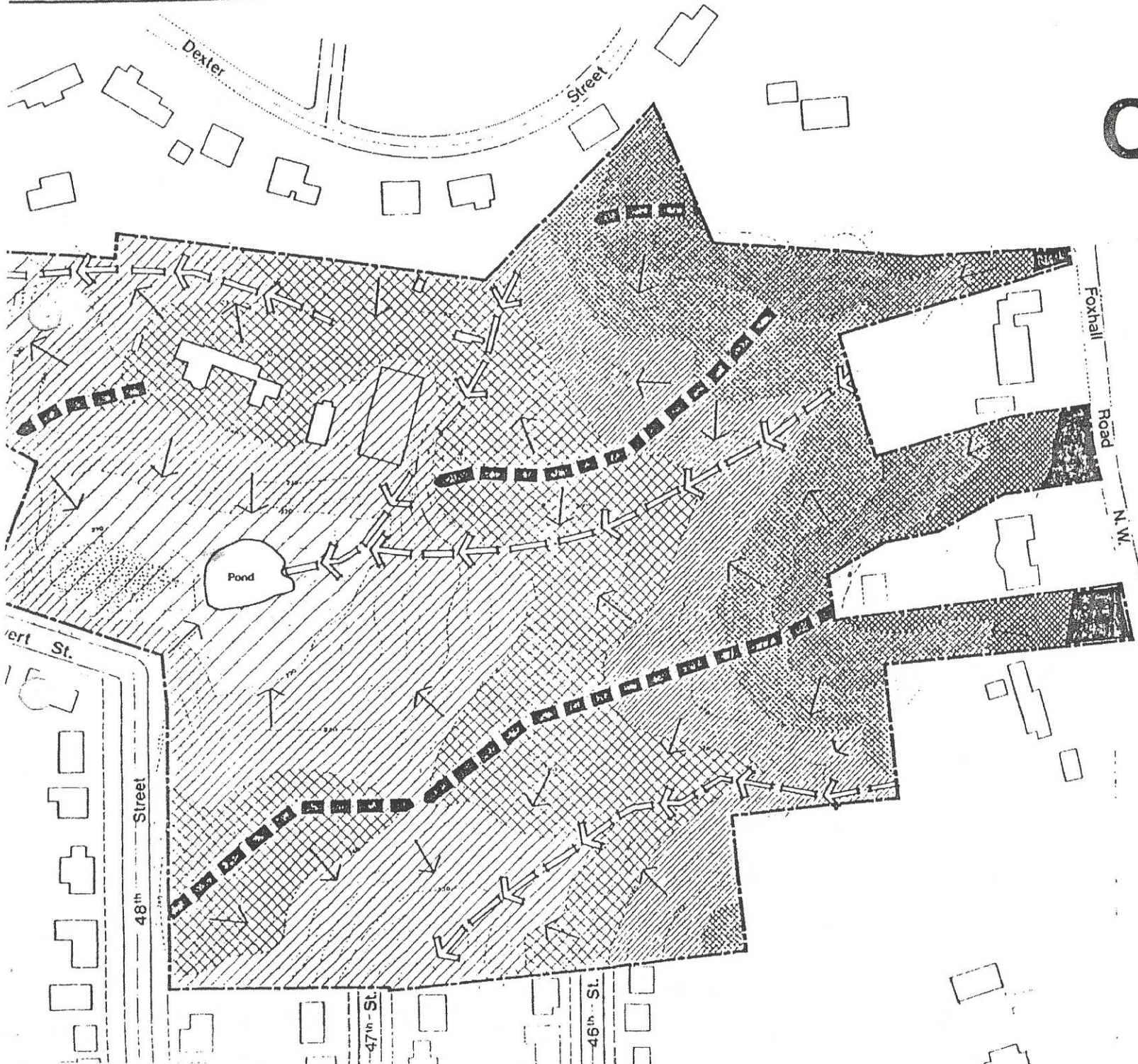
Board of Zoning Adjustment
 District of Columbia
 CASE NO.20636
 EXHIBIT NO.57D2

Imme Pr
 Surround

Mt. Vernon College

Foxhall Crescents

Rozansky & Kay Construction Company



DEVELOPMENT TEAM
 Arthur Cotton Moore Associates
 Architects/Planners
 EDAW Inc.
 Environmental Planners/Landscape Architects
 Bernard F. Locraft
 Civil Engineers
 Stephen G. Petersen
 Traffic Planners/Engineers

ENVIRONMENTAL ASSESSMENT
 EDAW Inc.

- Topographic Elevation**
- | | | | |
|--|---------|--|---------|
| | 340-360 | | 260-280 |
| | 320-340 | | 240-260 |
| | 300-320 | | 220-240 |
| | 280-300 | | 200-220 |
- Ridge line - Drainage Divide
 - Direction of Surface Water Runoff
 - Intermittent Drainage Swale
 - Seasonally Wet

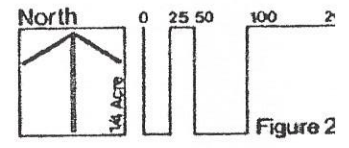
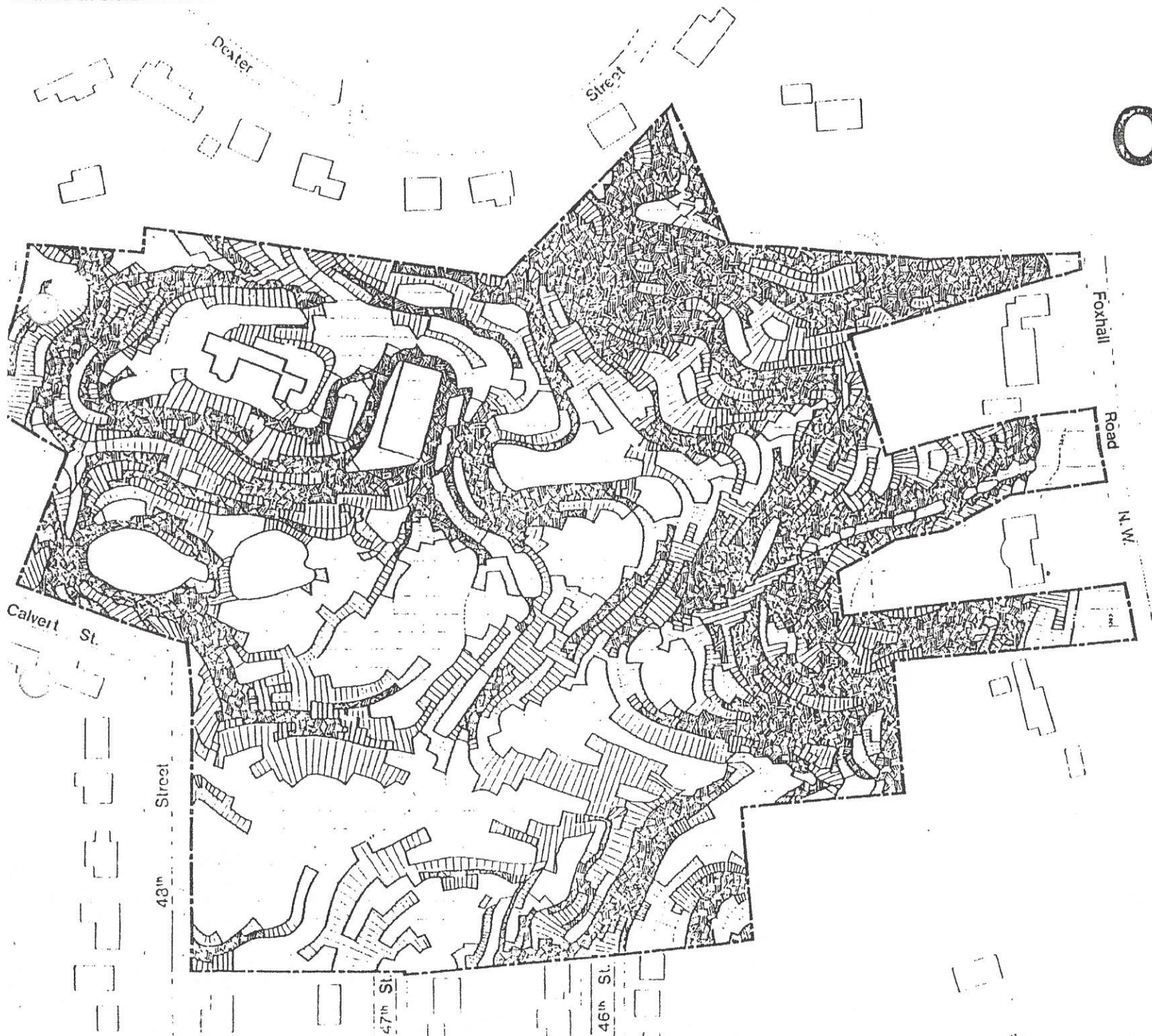


Figure 2

Land Structure

Foxha Crescent

Rozansky & Kay Construction Com



DEVELOPMENT TEAM

Arthur Cotton Moore Associates
Architects/Planners

EDAW inc.
Environmental Planners/Landscape Architects

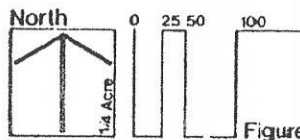
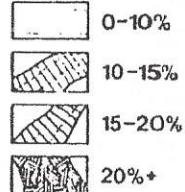
Bernard F. Locraft
Civil Engineers

Stephen G. Petersen
Traffic Planners/Engineers

ENVIRONMENTAL ASSESSMENT

EDAW inc.

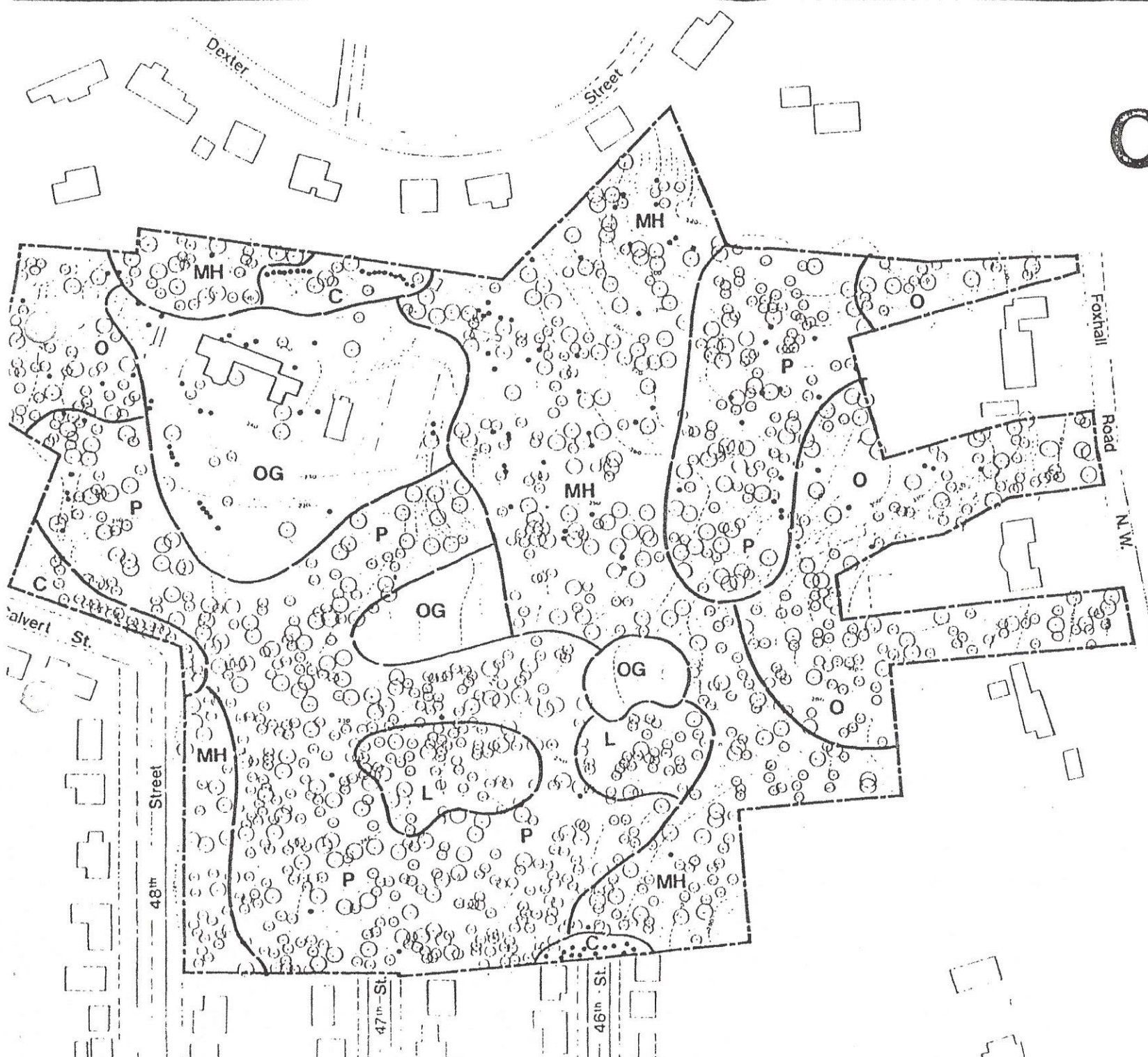
Percentage of Slopes



Slope

Foxha Crescent

Rozansky & Kay Construction Com



DEVELOPMENT TEAM

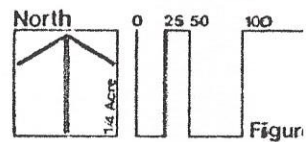
Arthur Cotton Moore Associates
 Architect/Planner
 EDAW inc.
 Environmental Planners/Landscape Architects
 Bernard F. Locraft
 Civil Engineer
 Stephen G. Petersen
 Traffic Planner/Engineer

ENVIRONMENTAL ASSESSMENT

EDAW inc.

Predominant Tree Types

- C Conifers
- L Locust
- MH Mixed Hardwoods
- O Oaks
- P Poplars
- OG Open Grass Areas
- 4"-11" Caliper Trees
- ⊙ 12"-23" Caliper Trees
- ⊙ 24+ Caliper Trees



Vegetatic

Foxhall Crescents

Rozansky & Kay Construction Company

DEVELOPMENT TEAM
 Arthur Cotton Moore Associates
 Architects/Planners
 EDAW Inc.
 Environmental Planners/Landscape Architects
 Bernard F. Locraft
 Civil Engineers
 Stephen G. Petersen
 Traffic Planner/Engineer

ENVIRONMENTAL ASSESSMENT
 EDAW Inc.

Refer to text for legend

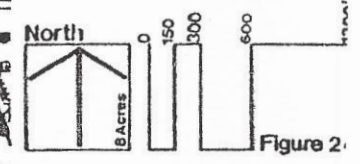


Figure 2

Existing Zoning

